

Connections

LINKING RHEMA GRADUATES AROUND THE WORLD

inside:

4

// What a Polished Website Can Do for You

10

// Texting to Stay in Touch

16

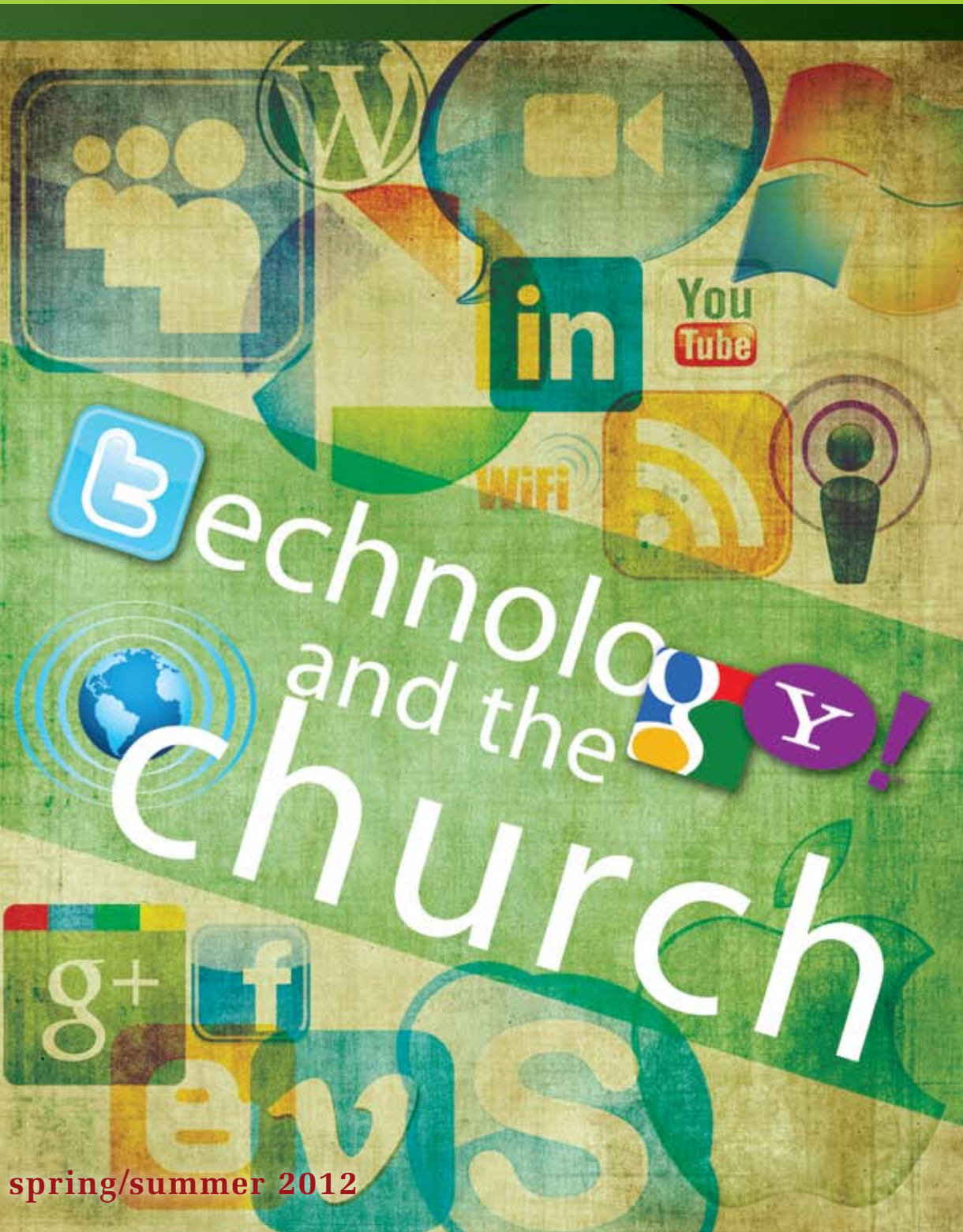
// Google—It Does More Than You Think

18

// A Plan for Using Social Media

20

// Where Are They Now?



Technology
and the
church
evs

spring/summer 2012



KENNETH HAGIN MINISTRIES'

CAMP MEETING

JULY 22-28, 2012

ON THE RHEMA USA CAMPUS
BROKEN ARROW, OK

40th
ANNIVERSARY

DON'T MISS the
Alumni Fellowship
on Tuesday Night!

MINISTRY FOR THE ENTIRE FAMILY:

ADULT SERVICES / YOUTH SERVICES / CHILDREN'S SERVICES (AGES 3 AND UP)

SERVICE TIMES:

SUN. 7:00 P.M. / MON.-SAT. 10:00 A.M., 2:30 P.M. & 7:30 P.M.

www.rhema.org/cm

1-866-312-0972



The Bottom Line

Technology and the Church—The Possibilities Are Endless

DOUG JONES | RMAI/RAA National Director

Technology has become a mainstay within our world.

The airplane shrank our world, making it possible to travel anywhere on the planet in a matter of hours. In much the same way, technology has shrunk the time it takes to communicate with one person, or a host of people, to a matter of seconds.

Over the last decade, media advancement has been embraced by multitudes. When the iPad entered the scene in April 2010, a mere 300,000 units were purchased. Two years later, Apple estimated that over 67 million units had been sold.

Wikipedia reported that as of April 2012, Facebook had over 900 million active users. That is almost one-seventh of the world's population, and the number of users is increasing daily. Facebook was launched in 2005.

All of this points to one issue: communication is viewed as a highly desirable commodity by a huge portion of our world. But are we in the Church utilizing this ever-increasing medium of technology to our advantage? I think not.

For example, the world uses videoconferencing to conduct business around the globe within the comfort of their boardrooms, eliminating the need for travel. Webinars are used to bring education to anyone who has a computer.

Live streaming of conferences and leadership summits is becoming a commonly used tool to expand reach and bring valuable information to those unable to attend. Not everyone can view an event at the time it is streamed live, so archiving now provides on-demand viewing.

In the church world, the printed page has remained a huge player in providing spiritual growth material. But I think we will soon see teachers sitting in their offices instructing classes overseas through videoconferencing. Why not use live streaming to bring a guest pastor or administrator into your staff meeting? Need to train your children's staff and volunteers but can't afford to send them to a conference? Use Skype to bring someone in.

The possibilities are endless . . . but only to those who choose not to be locked in to the methods of our past.

A fellow laborer,

Douglas E. Jones
RMAI /RAA National Director

A Note About Twitter

A while ago I found myself getting into a rut mentally, so I started looking for tools that I could use to get out. A friend of mine convinced me to check out Twitter. Once I set up my account, I began connecting with people I knew who were passionate about life and ministry. I made it a habit to review who *they* were following on Twitter. In no time I became acquainted with people who brought into my world some great material.

What I look for are thought-provoking tweets, suggesting articles that encourage and stimulate me toward growth and increased influence. I must admit that I avoid following those who are always trying to sell something or who just talk about where they are eating. I look for thinkers who will inspire me to contemplate things beyond my normal paths of consideration. I encourage you to take advantage of this wonderful tool, eating the hay and leaving the sticks.



RMAI/RAA Staff Rev. Douglas E. Jones, RMAI/RAA National Director; Rev. Joe Duinck, Missions Director/Staff Minister; Rev. Karen Jensen, *Connections* Editor/Staff Minister; Ryann Weaver, RAA/Missions Secretary; Ann Graves, RMAI Secretary/Assistant to National Director; Laura McKown, Receptionist/Office Coordinator **Graphic Artists** Kristen Cook, Lydia Galaz, Jeanne Hoover, Lisa Moore, Amber Warner, Rose Wenning **Editorial Staff** Kimberly Hennenfent, Karen Jensen, Bob Murphy, Janet Wagner **Photographer** Phil Anglin **Project Managers** Nigel Arnold, Christi Finley, Cristina Mincer, Casey Shirley, Kris Taylor

Connections | spring/summer 2012, vol. XXXVII, no. 1

Connections is published biannually by Rhema Bible Church, AKA Kenneth Hagin Ministries, a nonprofit corporation, in association with the Rhema Bible Training Center Alumni Association. Editorial offices: 1025 W. Kenosha • Broken Arrow, Oklahoma

© 2012 Rhema Bible Church, Inc. All rights reserved. Reproduction in whole or part without written permission is prohibited. Printed in the U.S.A. Send all U.S. mail to: *Connections* • P.O. Box 50126 • Tulsa, Oklahoma 74150-0126

Address Corrections Requested: Did you know that every time *Connections* is mailed, hundreds of copies are returned to us? Those undelivered copies represent all the alumni who won't receive their copy of *Connections* because they haven't notified us of an address change! Each returned copy of *Connections* costs this ministry approximately \$1.50 in postage and handling. So please—write or call us when you have an address change, and help us curb waste and unnecessary expense! Thank you for your help!



J.P. Jones

is a graphic artist and Web designer who formerly worked for Kenneth Hagin Ministries. She and her business partner, **Nicholas Clayton** ('07, '08), own *Collipsis Web Solutions*. www.collipsis.com



WHY? have a website

In today's technology-driven society, it is imperative for churches and ministries to have a website. Many people want to do their homework and "see who you are" before they visit or support you.

One of the most compelling reasons for having a website is its ability to be a 24/7 on-call greeter—welcoming new visitors and providing a consistent and well-polished atmosphere for anyone who ventures in. Thinking of your website as a "virtual greeter" is a great way to help decide what information you want to include.

In addition, your website is also an excellent way to encourage your current supporters to interact with your ongoing vision. Having events and resources available online gives people an avenue through which they can share your ministry with others. Bringing a friend to church has now become as simple as sending an email with a few relevant links to the ministry website.

WHAT? should be on it

While every church or ministry website will have its own unique features and points of interest, there are specific things that you want to be sure to include on any site:

- 1. Church or Ministry Logo.** Your logo (branding) is the cornerstone of establishing your identity on a website. Make sure that your logo (brand) is positioned in the upper left corner of your website. That way it's easily found by visitors, and it supplies them with a quick and simple way to return to the website home page. Clicking on that logo should always return them to Home.
- 2. Contact Information.** Make it easy for people to contact your organization. From questions to event information, make sure your Contact Us link is very visible and ready to assist your Web users, whether through a phone number or an email address.
- 3. Basic Content.** You may have heard it before, but content is *still* king when it comes to creating your online presence. Make sure your website contains basic information about your organization, your beliefs, and your ministries or activities.
Connections says: Be sure to keep it short, sweet, and to the point. Don't get wordy! Present a lot of content for your visitors (i.e., a blog, video, sermons, and devotionals, as well as information about your ministry), but do it in small bites—no more than two or three paragraphs each.
- 4. I'm New.** Have a section on your site for new people. For a church, this information would include basics such as where visitors can park, sit, and check in their kids, and what to wear. On the other hand, for ministries this information often comes packaged more as a welcome letter introducing who they are to new supporters.
- 5. Donations.** Always include a simple way for site visitors to donate online. Many supporters prefer to donate online via credit or debit card rather than submit card details on offering envelopes. By providing an online option, you're making it a little easier for them and allowing them to feel more secure when donating.
Connections says: Be sure to have a lot of photos on your site! A picture really is worth a thousand words. Examples: pictures of the staff, youth & children's ministry, the sanctuary, church life, and so forth.



HOW? do I build a website

1) **Hire a professional.** Ask questions before hiring a web designer. Ask for prices and examples of their work. Make sure they are able to do the following: manually write HTML code (a Web programming language), work with programming languages such as JavaScript, create metatags (behind-the-scenes information about Web pages) and optimize for search engines, create forms and other interactive content, and work with websites in a secure server environment. For more, Google “How to Choose a Web Designer.”

Connections says: Remember that a professional will charge an initial fee to get your site up and running. Then they will most likely charge you a monthly fee to host and/or maintain the site. Ask about those things up front. See if they will teach you to update the site yourself.

2) **Build your own.** There are quite a few options available online to help you build a website for free (see resources on page 17).

Connections says: Most of these are templates that allow flexibility concerning content and make it easy to update the site yourself. But you do get what you pay for. A professional is very often worth the cost.



“I think the biggest stumbling block is simply buying into the myth that engaging in social media is somehow optional for the church today. It’s a requirement.”

—Margaret Feinberg, author

📌 TIPS FOR YOUR WEBSITE

➔ **Stay current.** In order to build and maintain steady traffic on your website, it’s important to consistently offer new content, information, updates, and event details—for both repeat visitors and search engines (search engine optimization). Give them a reason to come back to your site often. **Connections says:** Update your site at least once a week.

➔ **Build content.** In terms of search engines, the more content you put out there, the more actively your site is indexed. This is what improves your search engine rankings. Ideas: a weekly pastor’s blog, reporting on recent events or itinerant speaking opportunities, podcasts, and teaching or ministry-type articles.

➔ **Aim for mobile/tablet compatibility.** Among the newest technologies that are here to stay are mobile phones and tablet computers. Websites must be made compatible with these devices to work well on them. There are many ways to get your content onto these handheld devices. It’s an important step in helping you reach the maximum number of visitors. Have your website company confirm that your site is readable on these devices. You might even want to request that specific templates or applications be created for that purpose.



Keyon Farrier ('11, '12)

is helping his home church, Destiny and Dominion Word Ministries in Toronto, Ontario, Canada, with social media and marketing.

www.DestinyDominion.com



WHY? should I be on Facebook

- It's a *free* medium that makes you and/or your ministry available 24/7. Everything doesn't have to happen inside a church building. It enables you to access and influence many more people.
- It's easy to post your bulletin, videos, events, and so forth (see pages 8 and 9).
- It can keep members, partners, and volunteers informed and involved. You can keep the vision before people without having to have meetings.
- It connects you to people. Many people don't have personal access to a pastor or leader, but Facebook makes you personable.
- It is great for announcing events, services, and so forth. Word of mouth is still the best advertisement.
- It's a quick, immediate way to inform people of emergencies, cancelled services, and so forth.
- It's a way to lead discussions and get feedback from people in a non-threatening environment.
- It can guide people to your website, where they can view services, contact you, receive info about your ministry, give, and stay informed.

WHAT? can/should I post on Facebook

- ❖ Quotes and opinions of the leader(s)
- ❖ Inspirational quotes or encouragement along a certain theme (from you or others)
- ❖ Videos (announcements, events, service clips, personal messages, illustrations, and so forth)
- ❖ Links to your blog, newsletter, other articles, or podcasts
- ❖ Pictures of outreaches, church events, memories, instructions, and so forth, with explainers (captions)
- ❖ Updates about current activities. Consider doing a book club or other meeting-type activity on facebook instead of in person.

HOW? do I put my church or ministry on Facebook

Create a Fan Page. A fan page lets a church or ministry showcase its information and interact with people. In contrast, individual profiles (timelines) represent just one person and must be held under an individual name. A fan page allows an organization to maintain a professional presence on Facebook. You can make separate pages for every aspect or department.

- * If you don't have a Facebook account, go to www.facebook.com and *sign up* right there on the home page. Then click "create a page."
- * If you already have a Facebook account, log out. Then on the bottom of the home page (underneath Sign Up) click "create a page" and follow the instructions.

For more help with fan pages, see

<http://blog.kissmetrics.com/new-Facebook-fan-pages/>



Suggested schedule for posting to your Facebook page

Each day: two posts

- ◆ One that's insightful, instructing, encouraging, and informative (quotes, tips, shares, ministry insights, pastor's life, etc.)
- ◆ One about your church or ministry (highlight events; services; programs such as women's ministry, life groups, evangelism team, and youth; and so forth.)

Consider posting one to start the day and one to end the day, such as at 9 a.m. and 5 p.m. HINT: You can schedule these postings in advance using a social media management system (see page 14).

Each week:

- ◆ At least one post that includes a video, podcast, or picture.
- ◆ At least one mention to your blog, sermon, special offer, service, and so forth.

Each month:

- ◆ One "like" of another church or ministry similar to yours. (This drives traffic to you.)
- ◆ One reply to something they post to their page. (This shows your interest.)
- ◆ Polling. To learn about polls, go to Facebook Help and type in "polls." (This keeps fans coming back.)

Remember to drive everything to your website.

TIPS

- Update often! (See the schedule above.)
- Consider using a social media management system to schedule postings in advance (see page 14).
- Remember that Facebook is a very public forum. Think carefully about security and personal issues before posting for everyone to see.
- Aim to post content that benefits people and keeps them coming back.
- Respond to others' pages by posting things that drive them to your page or your website.

Each Facebook user spends an average of 15 hours and 33 minutes a month on the site. And Twitter is adding nearly 500,000 users a day.

—Search Engine Journal



Jordan Foslien ('11, '12)

works as head of media for Living Word Family Church in Naples, Florida, where his father, Paul Foslien ('87, '88), is pastor and RMAI Regional Director.

Putting Video on Your Website

WHAT? can I post in video form

- Weekly announcements
 - Teaching
 - Volunteer tutorials
 - Testimonials
 - Sermon illustrations
 - Special events promos



HOW? do I post video (that I already have) on my website

See Jordan's how-to video of this at <http://goo.gl/3rSeH>

1. **Open a Vimeo account.** Go to www.vimeo.com. Click **join vimeo** at the top of the page and sign up. The basic plan is free. The "plus" plan is \$9.95 per month or \$59.95 per year (a much better deal).
2. **Upload a video.** On the top bar of your home page, click **upload**. Then in the dropdown box click **upload a video**. Then click **choose a file to update**.
3. **Pick your video.** Scan through your documents and pick the video you want to upload. Select **choose**.
4. **Vimeo will upload.** Enter a title, then click **save changes**. The upload can take awhile.
5. **Embed.** Once your video is uploaded, click on it. Then click **Embed**. When you do, you'll see the source code. This is the code for the video. Select the entire code, copy it, and then exit.
6. **Add to website.** Go to the section on your church website where you post your video (video announcements, for instance). *To upload video you must be an administrator for your website.* Access your account where you edit your website, go to **options** and click **HTML**. In this box, paste the code you copied from Vimeo. Then click **update** or **save changes**.
7. **Voila!** Go to your website and your video should be posted!

“The mission field is no longer just physical locations, but an online landscape that could yield the greatest spiritual harvest in history.”

—Marcus Yoars, writer

TIPS FOR VIDEO ON YOUR WEBSITE

1) Keep it short

Studies show that people won't watch a video that's longer than about four minutes. Even shorter is better.



2) There's help on YouTube.

There are tutorials for everything on YouTube.com—from shooting, editing, and posting video to making and posting podcast to live-streaming your messages.

3) Video clips available.

See the Resources on page 17 for places to get sermon illustrations, movie clips, etc.

Reaching Today's World With . . . Twitter

Jordan's advice:

Steps to shoot your own videos

- 1) Find someone with a good imagination.
- 2) Get a video editing program. Mac laptops come with iMovie, which is very user-friendly.
- 3) Get a camera. Go to Best Buy and ask someone. Tell them your needs and your budget.
- 4) Come up with ideas and start shooting video. Get lots of shots. Know your target audience! The clearer an idea you have before you start, the less shooting you have to do.
- 5) Upload the video from the camera to the video software.
- 6) Put clips into certain event folders. Keep it organized by video.
- 7) Edit your video. This is where your imagination comes in. Pick the shots you want. Add music.
- 8) Export. This is what finalizes your video. Then you can upload it to your website or wherever else you want it.

Hint: There are many YouTube videos available on how to shoot, edit, and upload video.

Why video is vital

Most young people under 18 today have mobile phones, and smartphones are becoming more popular. They use these devices largely for texting, listening to music, playing games, and taking photos and videos. They also use the phones for watching videos—viewing nearly twice as much mobile video content in a given amount of time as the average person over age 18. And they watch nearly a third less TV than other American age groups. For ministries, these statistics mean finding new ways to reach the young.

From *Advertising Age* magazine,
October 17, 2011

What? is twitter



- ❖ It's a service for friends, family, and co-workers to communicate and stay connected through the exchange of quick, frequent answers to one simple question: What's happening?
- ❖ Twitter answers the question "What's happening?" ("What has your attention?"), while Facebook asks "What are you thinking?" Twitter is more about conveying concise information, whereas Facebook is more for social interaction and opinions.
- ❖ You can enter only 140 characters at a time, so tweets are very short, straight-to-the-point messages. In practice, this means that you update several times a day, but it takes almost no time at all.

Why? should I use Twitter

- ❖ Gives busy people quick access to information in one place
- ❖ Expands your networking and educational capabilities
- ❖ Allows real-time contact with people you normally wouldn't have access to
- ❖ Provides immediate contact for reminders, events, damage control, etc.
- ❖ Vastly increases your reach
- ❖ Drives people to your website
- ❖ Works faster than text messaging. You can broadcast to all of your "followers" (i.e., people who subscribe to your Twitter feed) or send a direct message to just one.
- ❖ Helps you keep up with what people are talking about.
- ❖ Requires a very small time investment, yet touches many people.
- ❖ **Offers a way to build your personal "brand."** When people hear your name, what comes to mind? What is your reputation? What is the "brand promise"? Brand reputations are built incrementally, one interaction at a time. Twitter gives you one more way to build your brand, one tweet at a time.

How? do I start

- 1) Go to www.twitter.com and sign up. Then follow the instructions.
- 2) Also check out this place for help:
 - ❖ <http://support.twitter.com>

(See Doug Jones' Twitter comments on page 3.)

Reaching Today's World With . . . Texting



Matt Shirley ('07, '08)

is senior high youth minister at Rhema Bible Church and uses CommunitySafe for mass texting with his leaders and youth.

Why? use texting for rapid notification

It's essential to keep people in your group informed. They can only be involved if they know what to do. If we notify people by mass email, most might see it in a matter of days. If we sent out a mass Facebook post, *some* people might see it, others might not. But if we sent out a mass text message right to everyone's phone, they're going to get it. And they will review it almost immediately, or at least during that day. It's worked really well for us.

Most people today carry their cell phones with them everywhere they go. And studies show that over 95 percent of text messages are read, and over 85 percent of them are read within 15 minutes of being sent. This gives you the ability to get messages into the hands of your people within minutes. Sending a mass text message takes only about five minutes.

How? can I start using a text-messaging platform



Many online companies can help you create a text-messaging platform without special equipment or software. Usually they require a one-time set-up fee and charge you per-person for the number of people you send to (not by the number of messages sent). Here are a few to choose from:

- * **CommunitySafe.com** (*this is the one Matt uses*)
- * **Eztexting.com**
- * **Yaptap.com**
- * **Txtwire.com**
- * Or Google "text messaging platforms for churches"

What? information would I send in these messages

- ☆ Alerts/reminders
- ☆ Special events
- ☆ Guest speakers
- ☆ Youth activities
- ☆ Meetings
- ☆ Bible studies
- ☆ Requests
- ☆ Prayer requests
- ☆ Donation requests
- ☆ General information
- ☆ Daily inspirational quotes
- ☆ Q & A sessions
- ☆ Keeping in touch with staff

◇ TIPS FOR TEXTING

You can put specific phone numbers into groups to send more personalized messages, so only those intended to receive the message will get it. Examples:

- Leaders
- Music team
- Senior high or junior high
- The whole group
- Missions trip participants

Reaching Today's World With . . . Electronic Giving



David Wildman ('04, '05)
*currently serves as special projects manager
at Kenneth Hagin Ministries.*

WHAT? are some methods of electronic giving

- » Giving by text (see below)
- » Kiosks (see Resources, page 17)
- » Donating online via your website (set up with www.paypal.com)
- » Electronic funds transfer (automatic withdrawal—set up with www.etransfer.com)

TIP: HOW YOUR CHURCH MEMBERS CAN GIVE BY TEXT

Rhema Bible Church has been using giving by text with great results. It's an affordable option you can implement within your own church. For a reasonable set-up fee and nominal monthly cost, you can begin using this cutting-edge technology. For more information or help, email mobilegiving@rhema.org or call (918) 258-1588, ext. 2391.

TEXT YOUR GIFT TO KENNETH HAGIN MINISTRIES

You can start giving by text by sending a text to **28950** with the message: **khen amount**

How does it work?

- Simply send a text message with keyword and amount to 28950.
- For example, to give \$10 to Kenneth Hagin Ministries, text "KHEM 10" to 28950.
- If this is the first time you text a gift, you will receive a text back with a link to a web page.
- Check the link, fill in your name, address and other personal information and you are done!
- When registration is complete, you will receive a receipt for the \$10 gift via text message.
- Any time you want to give offer your friend registration, all you have to do is send a text message.
- Your card will automatically be debited, and you will receive a receipt via text message.

Examples:

To Give \$10, Text khen 10 to 28950	To Give \$25, Text khen 25 to 28950	To Give \$50, Text khen 50 to 28950
--	--	--


WHY? should we offer electronic giving



- ♦ Many people today do not carry checks or cash. They pay only with debit or credit cards, smartphone apps, or online transactions.
- ♦ In churches, every time you have a service, 25 to 30 percent of the people who regularly attend are not there. They may be absent because of sickness, other commitments, vacations, and so forth. If the offering plate is the only method of giving, those who aren't present can't give. And most people don't make up that giving at the next service they attend. Electronic giving makes it easier for them to give when they're gone.
- ♦ Electronic giving is not going away, so church leaders need to get on board with it. More and more people depend on electronic methods to manage their finances. Let's provide an electronic means that will allow them to be faithful and generous givers.
- ♦ Electronic transfer (automatic withdrawal from a giver's account) is easy and convenient for the giver. And it helps your church or ministry know how much is coming in every month. You don't have to rely on the giver being present or sending the money.
- ♦ Electronic giving makes it easy for people to give in special offerings. Those can include building projects, missions, pastoral staff love offerings, and so forth. A simple email with a **Click Here to Donate** link is all you need to encourage significant extra giving among your members and supporters.

Seventy-four percent of church members read the Bible electronically (through an iPad, smartphone, or other device).
—Tyndale College and Seminary

C RBTC/RBC UPDATE



YOU Can Help Us Train Laborers

There are people just like you out there who are called to be trained at RBTC in the same way that you were.

Help get the word out! Call us today at 1-866-312-0972 for some great RBTC recruiting materials to display or distribute in your church, ministry, or office.

With your help, more men and women can be trained to fulfill God's plan in these last days!



Expanding GLOBALLY

As of this printing there are 118 Rhema Bible Training Centers established around the world. These schools are training a generation of men and women who are carrying on God's mandate to "go teach My people faith."

RBTC Worldwide Number of Campuses

AMERICAS	
RHEMA USA/Centro de Entrenamiento Bíblico Rhema Español, USA	2
BOLIVIA	2
BRAZIL / ANGOLA	44
CHILE	2
COLOMBIA	2
COSTA RICA	1
CUBA	1
HAITI	1
MEXICO	5
PERU	3
CANADA—QUEBEC	3
TOTAL	66
EUROPE / MIDDLE EAST / AFRICA	
AUSTRIA	4
EGYPT	1
FRANCE	1
GHANA	1
GERMANY	6
GREECE	1
ITALY	2
KENYA	3
NETHERLANDS	1
NIGERIA	1
SWITZERLAND	2
SPAIN	1
UKRAINE	4
UNITED KINGDOM / NORTHERN IRELAND	4
ZAMBIA	1
TOTAL	33
ASIA / OCEANIA	
AUSTRALIA	1
EAST MALAYSIA	2
INDIA—CHENNAI AND SHILLONG	2
INDIA—NAGPUR	1
INDONESIA / BALI	2
MYANMAR	1
NORTHEAST ASIA	5
PAPUA NEW GUINEA	1
RUSSIA—KHABAROVSK	1
SINGAPORE	1
SOUTH PACIFIC	1
THAILAND	1
TOTAL	19
Total Worldwide	118



Rhema Bible Church OKC

Kenneth W. Hagin has long had it on his heart to expand the reach of Rhema Bible Church in Broken Arrow, and that dream has become a reality! Rhema Bible Church Oklahoma City **held its first service Sunday, October 23, 2011**, in a rented chapel.

Then in April 2012 the church obtained a permanent facility at 8921 NW Expressway. Through a huge volunteer effort, the building was prepared in time for the first service to be held there Sunday, April 29th. Services are held every Sunday night at 6:00. For more info, check out www.RhemaBibleChurch.com.

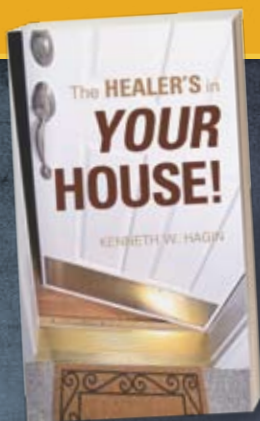




Great products from

FAITH LIBRARY PUBLICATIONS

30% Off
for Alumni



Book


The Healer's in Your House

Kenneth W. Hagin (Slimline)
BM755.....**\$4.15** (Reg. \$5.95)

DVD


Jesus Is the Waymaker

Kenneth W. Hagin (1 DVD)
DJ06S**\$10.45** (Reg. \$14.95)



30 percent off!
What are you waiting for?

Read it.
You'll love it!



CD Sets

The Revelation Gifts of the Spirit

Kenneth E. Hagin (4 CDs)
CS03H**\$19.60** (Reg. \$28.00)

The Will of God in Prayer Series

Kenneth E. Hagin (3 CDs)
CS84H**\$14.70** (Reg. \$21.00)

How to Be an Overcomer

Kenneth W. Hagin (4 CDs)
CS21J**\$19.60** (Reg. \$28.00)

Single CDs

How to Activate God's Power

Kenneth E. Hagin (1 CD)
CH05S**\$5.00** (Reg. \$7.00)

Man and Miracles

Kenneth E. Hagin (1 CD)
CH14S**\$5.00** (Reg. \$7.00)

Words

Kenneth E. Hagin (1 CD)
CH15S**\$5.00** (Reg. \$7.00)

The Precious Blood of Jesus

Kenneth E. Hagin (1 CD)
CH22S**\$5.00** (Reg. \$7.00)

Healing Is the Children's Bread

Kenneth E. Hagin (1 CD)
CH30S**\$5.00** (Reg. \$7.00)



Awesome teaching!

Don't wait! → **Order Today**

Online: www.rhema.org/store

(Enter coupon code CN1206 at checkout.)

By Phone: 1-888-28-FAITH (283-2484)

(Be sure to mention your 30 percent alumni discount—code CN1206.)

Listed prices do not include shipping and handling.

Rhema Bible Training Center aka Kenneth Hagin Ministries/Rhema Bible Church does not represent or endorse the accuracy or reliability of any of the information, content, or advertisements contained on, distributed through, or linked, downloaded, or accessed from any of the services listed here, nor the quality of any products, information, or other materials displayed, purchased, or obtained by you as a result of an advertisement or any other information or offer in or in connection with them. Any reliance upon any materials shall be at your sole risk.

Top 4 reasons for using TECHNOLOGY

- 1) To enrich relationships and stay connected with members
- 2) To reach the online community
- 3) To evolve with the congregation
- 4) To bring in new members

Schedule social media posts in advance

HootSuite.com is a social media management system. It can post to multiple social networks (Facebook, Twitter, LinkedIn, and the new Google+ Pages) from one secure, web-based dashboard. HootSuite enables you to schedule your posts days, weeks, or even months ahead of time. Get out your church or ministry calendar and schedule posts for:

- * Special events (or every day in advance of a special event)
- * Regular services or meetings (i.e., Bible studies, home groups, choir practices, and so forth)
- * Activities for youth and children
- * Volunteer training or meetings
- * Quips and quotes (to make sure you've posted every day)
- * and more . . .



You can sign up for free or pay a nominal monthly fee for extra benefits. Go to www.HootSuite.com.

❖ Use email effectively ❖

Most people in the world today have email. If you haven't already done so, design a way to capture the email addresses of everyone in your church, and every visitor. Then consider sending regular emails to everyone at once, to keep in touch. Sending email is free, and it could save you a fortune in mailing costs. Through email you can:

- ◆ strengthen relationships and extend your reach
- ◆ increase recognition of your church or ministry
- ◆ follow up and stay in contact with visitors
- ◆ inform, excite, and remind
- ◆ send teaching or newsletters
- ◆ make products available
- ◆ take polls
- ◆ announce events



For email marketing services, see Resources, page 17. These services can help you design a marketing plan, provide templates, manage your email lists, and track your results. Mailchimp is free, but it is mostly just a newsletter and tracking tool. The others can help you, for a nominal monthly fee, with marketing strategies for every aspect of your ministry. Check them all out before you decide on one.

Note: According to federal law, those who send mass emails must give recipients a simple, reliable way to unsubscribe from future emails. Please see <http://goo.gl/P2TjW> for information.

CONSIDER LIVE VIDEO STREAMING/ WEBCASTING

Essentially, webcasting is "broadcasting" over the Internet. It's a great way to connect with a mass audience or give people a chance to watch before they visit. Members who are ill, traveling, or victims of inclement weather can still participate. Cost is very reasonable. Read the article at <http://goo.gl/7zAdn> and check out the Resources on page 17 for websites to help you.

Note: Be aware of the legal ramifications of using music and other copyrighted materials in a webcast.

10 WAYS churches can use QR codes



QR stands for Quick Response. These codes can be used in many ways:

- 1) In the Sunday bulletin, next to each item for which there's more info on your website. Or put a QR code in the lobby for those items, or even for the whole bulletin so people can bypass the print version entirely.
- 2) In a "sermon notes" part of the Sunday bulletin that links to the audio (podcast), video, or notes for the message.
- 3) On your sign. Have it link to your church's home page or a welcome page so people passing by can get more information.
- 4) On direct mail pieces. Include QR codes that link to your website or special offers and events.
- 5) In your church building. Put QR codes on the signs outside certain ministry rooms (i.e., nursery, Bible study, youth, and so forth) that link to more info about those parts of what you do.
- 6) On cards that your people can use to invite their friends. Include a QR code that links to the service or event you're inviting people to.
- 7) For evangelism. Create a sign (or bumper sticker or door hanger) that says "Good News!" or "Want a better life?" with a QR code that links to a text or video gospel presentation on your website.
- 8) On coffee mugs, T-shirts, key chains, tote bags, umbrellas, and so forth. You can make them free for first-time visitors or sell them to regular attendees.
- 9) For checking babies and children into their classes.
- 10) For event registration.

How to generate your own QR codes:

- ◆ Find a website that provides the service (see Resources on page 17).
- ◆ Check out this link: <http://goo.gl/ZpJdU>
- ◆ Google "how churches can use QR codes," "using QR codes for event registration," or similar searches.



THE BIG PICTURE

7 WAYS TO BECOME A TECH-SAVVY CHURCH

Even beyond social networking and websites, smart ministry leaders understand that technology is vital today in every aspect of the church. Here are ideas for a plan to manage all the technology in your ministry:

1. **Get help.** Put together a tech team that makes technology decisions for your church or ministry. Include a pastoral staff member, a tech person, church ministry representatives, and a finance person. Also get outside professional help.
2. **Divide and conquer.** Split technology into four areas: administration (to manage operations and finances), communication (to build relationships), education (inside the church and out), and worship—after the other three areas are operational.
3. **Talk to other churches.** Find out what equipment and software is working for them, which vendors they recommend, and what kinds of training they do.
4. **Computerize all your records.** There are more than 75 church management systems available. These keep track of everything from donations and members to nursery check-ins and visitor outreach. Decide whether you want a software-based system (which allows you to own and customize the software) or a less expensive Internet-based system that can be accessed anywhere. Try it before you buy it. (Google "church management software.")
5. **Be smart about equipment.** Buy only what you need. Equipment tends to last only three years before it needs maintenance, and that maintenance is often more expensive than replacement. Only accept donated equipment that's one or two years old.
6. **Make training a major part of your tech plan.** Give your current tech people continuing education, and make sure they are training others.
7. **Back it up!** Make sure your plan includes methods and policies for backing up all your data at least once a week.

Reaching Today's World With . . . Google



The Wonders of Google



Doug Jones | RMAI/RAA National Director

Many of us are familiar with Google as an Internet search engine, but it offers much more than just this one feature.

To begin exploring the other features within the Google family, you first need to create an account. To do that,

- Go to **www.google.com**.
- Click on the **Sign in** button.
- Follow the instructions to create a new account.

Once your Google account has been created, you will be able to create a Gmail email account if you wish.

I encourage you to explore the other features of Google. Here are two Google services I would like to highlight for you:

1) Google URL Shortener

If you send URLs (website address) to others and you want to keep track of how many open the links, use Google's URL shortener: **www.goo.gl**.

Here is the best way to utilize all the power of this service:

- a) Log in to your Google account.
- b) Go to **www.goo.gl**.
- c) Paste your URL into the box labeled **Paste your long URL here:** and click the **Shorten URL** button.
- d) Copy the shortened URL to your clipboard. Then paste it into your email, website, and so forth.

Once you have emailed your shortened URL, log back in to your Google account and go to **www.goo.gl**. Once there, you will be able to see how many clicks that shortened URL has received. Each click indicates that the URL was visited by one person.

You cannot tell who clicked on the URL, but you can tell how many people did during a given day, week, month, or in total. If you click **Details**, it will give you more great info.

Check it out. It's amazing!

2) Google Documents and Forms

Google forms can help you plan events, send a survey, give students a quiz, or collect other information in a streamlined way. A Google form is automatically connected to a spreadsheet with the same title. When you send or share a form, recipients' responses will automatically be collected in that spreadsheet.

I use Google forms to collect information from as many as 2,000+ RMAI members.

For assistance in getting started with Google forms visit: **http://goo.gl/uQc8D**. Another great source for tutorials to create and use Google forms is YouTube. Search for **Google Form Tutorial**.

**Of Americans active
in religious groups,
79 percent are Internet users,
86 percent are cellphone users,
and
75 percent are email users.**

—Pew Internet & American Life Project

Resources

Rhema Bible Training Center aka Kenneth Hagin Ministries/Rhema Bible Church does not represent or endorse the accuracy or reliability of any of the information, content, or advertisements contained on, distributed through, or linked, downloaded, or accessed from any of the services listed here, nor the quality of any products, information, or other materials displayed, purchased, or obtained by you as a result of an advertisement or any other information or offer in or in connection with them. Any reliance upon any materials shall be at your sole risk.



To build your own website for free

www.DoodleKit.com
www.weebly.com
www.wix.com/website/builders
or Google **free website builders**

Video clips for sermon illustrations

www.BluefishTV.com
www.SermonSpice.com
www.WorshipHouseMedia.com
www.sharefaith.com
www.open.lifechurch.tv
www.GodTube.com
www.cvli.com (free)



To generate your own QR codes

www.pb.com/qr-codes/ (free)
www.kaywa.com
www.qrstuff.com
www.goqr.me/
www.SmartyTags.com



Giving kiosks

www.GivingKiosks.com
www.AdvancedKiosks.com
www.MinistryGive.com
www.ServiceU.com

Email marketing services

www.MailChimp.com (free)
www.icontact.com
www.ConstantContact.com
www.BenchmarkEmail.com
www.ChristianTechnologySolutions.com



Webcasting

www.ChristianWorldMedia.com/wordstream/webcasting.asp
www.ChurchWebcast.com

Help! There are tutorials for all technology and electronics on YouTube. Need “how to” help? Go to www.YouTube.com and type your request in the **Search** box.



People in the know

- ★ www.ChurchRelevance.com—studying culture and technology, behavioral science, and best practices for design, leadership, management, and marketing to enhance your ministry.
- ★ www.MichaelHyatt.com—the personal blog of the former chairman of Thomas Nelson publishing. His philosophy is thoughtful and purposeful leadership.
- ★ www.kissmetrics.com has some interesting materials to guide you in the process of marketing, such as Twitter Marketing Guide, Facebook Marketing Guide, etc. Go to <http://blog.kissmetrics.com/marketing-guides/>

What One Church Is Doing— A Plan for Using Social Media



Meghan Jones ('11, '12)

is the Communications Director for Valley Family Church in Kalamazoo, Michigan, for her parents, Pastors Jeff ('87, '88) and Beth ('85, '86) Jones.



In our day and age, the Church has a great opportunity to leverage the use of social media to connect with congregations, create community, and above all, reach the lost.

So, as a church, how do you go about creating a plan to utilize these social media tools most effectively? Here are a few introductory hints from what has helped Valley Family Church:

1. Determine your purpose.

Every church is different. Ask yourself, "What is our purpose for using social media?" Is it . . .

- ◆ Solely to advertise events and keep the congregation informed?
- ◆ To create more of a community where congregants can post questions, comments, and photos and interact with one another?
- ◆ To give your congregation an easy way to invite their friends?

Your church culture determines your purpose for using social media.

At VFC, we use social media to engage our congregation and give them easy ways to evangelize and invite their friends to church. Our goal is to create content that people want to share with their friends. While we do use social media to remind people of events, we are always looking for ways to connect with the unchurched, and your people are the best advertising you have!

2. Develop your social media philosophy.

- ✦ We use Facebook and Twitter to help people actively participate in our church's *mission*, which is simply this: "We exist so people get it."

- ✦ A big part of helping people "get it" is one of our *core values*: VFC is a place where "the lost get saved and the saved get victory." When our church family posts and tweets things about the church, they help us to help people "get it." They are helping the lost get saved and the saved get victory.

- ✦ A big part of the *philosophy* at VFC is, "It's all about the weekend and weekends."

"**The lost get saved**"—Sunday mornings especially are all about helping the lost get saved. We put our energy into prayerfully designing weekend services that will impact people's lives—services that our people will want to invite their friends to. So our number one focus is seeing a lost person, or someone who's been away from church for awhile, come into the house because they saw something on Facebook or Twitter or were invited by their friend who did. That's the biggest return on investment we can get from our use of social media.

"**The saved get victory**"—We dedicate some of our social media posts to reminding the congregation about upcoming events, classes, and programs that we want them to be a part of. Our goal is to create postable content that is informational but, more importantly, relational. We want people to read our posts and feel wanted and somehow connected. We commonly post things like video promos, logos, pictures, catchy phrases, and so forth. We do this to create interest, retweets, and sharing, hoping that unchurched people who see these things will grow curious enough to visit.

3. Decide what you will post.

We've developed marketing tiers that guide us in determining what events get what types of advertising at VFC. For example:

- ✦ Christmas and Easter services. These are when the largest number of unchurched and lost people are

“Technology can create a more frequent opportunity to intersect with God’s Word. It increases our ability to share the Gospel in a very targeted way.”

**—Pastor Bobby Gruenewald,
creator of the YouVersion Bible app.**

looking for a place to go. So we go full force in every advertising venue to encourage our congregation to bring people. We use Facebook and Twitter in a big way—creating strategic posts that our congregation will share and retweet on their pages to invite people.

❖ Weekend services. Since our mission is helping people “get it” and we believe “it’s all about the weekend,” many of our posts each week focus on our weekend services. These are our big “get-it” events, and posting about them gives people an easy way to invite their friends.

❖ Smaller-scale events. These affect niche groups in our congregation such as youth, home fellowships, Bible studies, and so forth. These events often do not get social media advertising simply because the return on investment is much smaller. Also, information about them is easily accessible through other advertising venues.



It’s important to develop a strategic plan and do your research before you take the plunge into using social media. **We’ve found that launching out too soon, without a plan, could hurt your cause more than help it.** You need to be prepared to use social media regularly and post content relevant to your community.

Feel free to check out our sites!

Website: www.ValleyFamilyChurch.org

Facebook: www.fb.com/valleyfamilychurch

Twitter: [@ValleyFamily](https://twitter.com/ValleyFamily)

Vimeo (videos): www.vimeo.com/valleyfamily



➤ **TIP: FIND THE RIGHT SOCIAL MEDIA MANAGER**

Your church has a culture, a voice, a way of saying things. So when using social media, you want your church’s voice to come through in everything you post. Finding the right social media content manager is a must. Take a look around your church. Do you have the ability to bring in an intern, paid or unpaid? Find someone who:

- understands your church culture
- is teachable
- is faithful
- is trainable
- “gets it” when it comes to understanding social media and its trends, and how to connect with people

It may be an individual or even a small group, but finding the right manager is invaluable!

Where Are They Now?

1976



James ('76) and Beverly (Bass '77) Rackley are the founders of the Oasis Center in Bacalar, Mexico, a training center for Mayan Indian pastors and children's workers of the jungle area of

southern Mexico. They have a program called "Adopt a Village," which provides resources and coaching to hold vacation Bible schools in remote villages. www.JamesRackley.com

1979

Kathleen Fleming ('77, '79) lives in Broken Arrow and this year celebrates 25 years of itinerant ministry. Kathy started out as a traveling minister when her husband, Pastor Dave Fleming, passed away in 1987 and she had to support her four children. She's been going strong ever since.



1981

Bryan Fragas ('81) has served on active duty in the Army for 26 years and currently holds the rank of sergeant major. He and his wife, Lisa, live in Fayetteville, North Carolina, and have served as elders and staff in their local church, Cliffdale Christian Center, for the past 20 years. They have two daughters and three grandchildren.

Carroll and Terri Johns (both '81) have been living in Tiberias, Israel, for two years working with Jewish believers. Recently they helped start a word of faith Bible school.

John Thomas ('81) and his wife, Colleen, live in Lincoln, Nebraska, and have been married 27 years. John works at a maximum security prison and they attend and serve at Christ Place Church in Lincoln.

1983

Thomas ('82, '83) and Catharine (Smith Biensch '81, '83) Zimmerman were

married in August of 1984 and have been in full-time ministry in Canada ever since. They have four

children: Talon, Cameron, Treena, and Celeese. Thomas has served as music minister, church school teacher, Bible school administrator, principal of a Christian academy, associate minister and, as of December 2008, pastor of Life Church International in Woodstock, Ontario, Canada. www.LifeInYou.com



Alumni Spotlight



Patrick Judd ('86, '87)

Patrick Judd has been a police chaplain for 23 years, first in Tulsa and currently in St. Paul, Minnesota. He has performed weddings for officers, assisted police in over 500 death notifications, and presided at funerals for police-related incidences, among other duties.

"I've found that police chaplaincy can be very difficult," he says, "but it also can be very rewarding to minister to people during their darkest times. My training at Rhema was very instrumental in equipping me for the various challenges I've faced."

One of those challenges was assisting police on-site at the Murrah Federal Building in Oklahoma City after the terrorist attack on April 19, 1995. He was also on-site following the Interstate 35W Mississippi River bridge collapse in Minneapolis, Minnesota, on August 1, 2007.

Patrick has been a member of Rhema Ministerial Association International since 1989. He and his wife, **Laurie (Wright '94, '95)**, have three children: Annie, 14; Michael, 12; and Emily, 10.



1989



Joyce McNaughton ('88, '89) has been working in Spain for the last five years. She ministers to prostitutes on the streets in Malaga and is also starting Costa del Sol Bible Teaching Center. Since graduating she has been to Sweden, Russia, China, Hong Kong, India, and the Philippines. www.RejoiceMinistries.info

Paul Nordmark ('87, '89) lives in Moreno Valley, California, with his wife, Christina, and is the founder of Million Stone Man Ministries. Paul has used his unusual gift to preach the Gospel through breathtaking works of landscaping. See www.MillionStoneMan.com



1992



Brian ('91, '92) and Tiffany (Rogers '00, '01) Makeever live in San Diego, California, travel in itinerant ministry, and manage real estate properties. They have a 2-year-old daughter, Fallon. This photo is from their fourth wedding anniversary in Kingsland, Kona, Hawaii. www.BrianMakeever.org

1993

Belinda Tolliver ('92, '93) is celebrating her 10th anniversary on staff at Cornerstone Word of Life Church in Madison, Alabama, pastored by **Mark ('89, '90) and Rhonda ('90, '91) Garver**. She currently serves as associate pastor—assisting with pastoral care, overseeing outreach ministries and the ministry of helps, and teaching in the laymen's Bible school. www.cwol.org



1995

Josef Sjoberg ('93, '95) and his wife, Maria, worked with a Christian publishing company in Sweden. In January 2012 they and their children—Emanuel, Nathanel, Samuel, and Daniel—moved to Pakistan for two years. The Sjobergs are working with a local organization started by Swedish Pentecostal missionaries. Their work includes teaching in a Bible school started by Josef's uncle in the 1960s.



2000

Jason Daugherty ('99, '00) and his wife, Diangtihun, announce the birth of their newest son, Jehoadah John (J.J. for short). He was born November 21, 2011, weighing 6 pounds, 2 ounces, and joins his siblings Tehilah, 2; Shemaiah, 4; and Elishua, 5. The Daughertys live and minister in Shillong, India, where Jason serves as dean of Rhema Shillong and also travels to teach, preach and heal.



2003



Mark Brady ('02, '03) and his wife, Ashley, welcomed their first child, Kamden Emery, in January of 2011. In October 2011 they moved to Valdosta, Georgia, to become pastors of Anchor Faith Church. www.AnchorFaithValdosta.com

Chad ('02, '03) and Lacy (McNeill '00, '01) Gonzales are celebrating five years as the founding senior pastors of Champion Church (formerly Lighthouse Bible Church) in Bryan, Texas. Their son Jake is 3 1/2 years old. www.ChampChurch.com



Grady ('02, '03) and Becky (Clark '96, '97) Pickett welcomed their newest son, Benjamin, on November 11, 2011 (11/11/11). He weighed 10 pounds, 2 ounces, and was born in Northern Iraq. The Picketts are there pastoring an international church in Erbil, teaching English in mountain villages, and developing a flower and vegetable farm. Baby Benjamin joins two sisters, Ellie and Chloe, and brother Samuel.



2005

Adam and Erica (Heckwolf) Naes (both '04, '05) welcomed their new son, F. Sullivan Duke, on August 9, 2011. He weighed 8 pounds, 14 ounces and was 21 1/2 inches long. The Naes family lives in Greenville, Illinois. Erica works at Greenville College and Adam is getting his degree there.



2006

Daniel and Kauren Ndede (both '04, '05, '06) announce the birth of their son, Judah, born May 27, 2011, weighing 5 pounds, 12 ounces. Daniel and Kauren are directors of Rhema Ghana and have started two churches in their city of Takoradi. In addition to the Bible school, they have a huge outreach to the children and youth of Africa that includes providing food, clothing, and education. www.DanielNdede.org



2007



Drew and Hanna (Bang) Thomas (both '06, '07) are founders of Drew Thomas Ministries. They've done crusades and taught at Bible schools in Indonesia, Singapore, Colombia, Costa Rica, Mozambique, Sierra Leone, India, and Bolivia.

Drew is also currently on staff as associate minister at Grace Fellowship Church in Shillington, Pennsylvania. www.DrewThomasMinistries.com

2008

Angela Malone ('06, '07, '08) has served since 2009 as a full-time staff member with Harvest Time Ministries in Clayton, Alabama, for **Rev. Shawn Collier ('84, '85)**. Harvest Time offers hope, healing, and restoration to troubled teenage girls. www.HarvestTimeMinistriesInc.org



2010



Joshua ('08, '09, '10) and Vanessa (Lloyd '10, '11) Smith were married in Front Royal, Virginia, on August 27, 2011. They live in Weyers Cave, Virginia, where Vanessa teaches preschool and Joshua is an account executive for Clear Channel Radio.

They volunteer in leadership positions at Victory Worship Center in Staunton, Virginia, for **Pastors Ray ('78, '79) and Liz (Layne '89, '90) Eppard.**

2011

Kayla Ketter ('10, '11) has been living in Denham Springs, Louisiana, since graduation. She is currently the youth minister at Glory of God Worship Center, pastored by Cary and **Edith ('08) Carlin.** www.gogwc.com



Amanda Page ('10, '11) is a missionary in Hong Kong, serving with **Steve and Sharmin Fischer ('97, '98)** and their son **Joab Fischer ('10, '11)**. She works with the children and leads a life group in their church, Faith Family Church. She's also involved in taking teams into China through the Fischers' ministry, Faith to the Nations. www.fischerfm.org

Ramin Parsa ('10, '11) is associate pastor at Nejat Church in Canoga Park, California, serving with **Pastor Reza Safa ('86)**. Ramin is a former Muslim, and the church is bilingual (Farsi and English), reaching the Persian community. They are seeing many Muslims come to Christ. www.raminparsa.org



Revival in New Mexico

Twelve Rhema grads attended the Lower Fruitland tent revival in Fruitland, New Mexico, held in August 2011 and led by Pastors Calvin and Nancy Lee of Faith Family Church in Farmington, New Mexico.



First row: Anita Hartley ('09, '10, '11), Brenda Morgan ('87, '88), Carol Lee Collopy ('07, '08)

Second row: Cheryl Stafford ('06, '07, '08), Calvin & Nancy Lee (both '07, '08), Arja ('07, '08) & Peter ('07, '08, '09) Tarasko

Third row: Jim Stafford ('06, '07, '08), Fran Powers ('07, '08), Shannon & Galen Carter (both '07, '08)

Europe and Africa meeting

Directors and team members from Rhema campuses in Europe and Africa met together in Bonn, Germany, in October 2011 for a time of strategizing and fellowship. For the first time ever, there are over 1,000 students enrolled at all 27 campuses in this part of the world.



First row: Christoph Blohberger, Austria; Fred and Judy Lambert, Austria; Michelle and John Grunewald, Europe/Africa/Middle East; Monika Wagner, Europe/Germany; Connie Girgenti, Italy; Susan and Kevin Fletcher, UK/Ireland; John and Laura Madan, France

Second row: Brent Harris, Germany; Spyros Voulgaris, Greece; Silvana Gasterstädt, Germany; Cathrin Clemens, Germany; Tom and Michele Wieber, Ukraine; Tracey and Rick Martins, Egypt

Third row: Andreas Rehkopf, Germany; Tonja Taylor, Quebec/Canada; Irmis and Robert Tomaschek, Germany; Adrienne Jensen, Ukraine; Amgad Nageh, Egypt; Remon Baseleous, Egypt

Fourth row: Haley Schurz, Zambia; Ken Taylor, Quebec/Canada; Bruna Guri, Greece; Catherine and Vidar Ligard, Kenya; Barry Jensen, Ukraine; Yves-Alain and Claire Schneider, France; Matt Beemer, Nigeria/Egypt

SEND US YOUR NEWS!

If you've had a wedding, a new baby, a new ministry position, or some other milestone happen in your life, we want to hear about it! Please email a photo and the details to

rmai@rhema.org.



In Memory of

Mel Piper

Jan. 9, 1941–Dec. 30, 2011
RBTC Instructor 1982–1988

Mel Piper was born in Bellflower, California, and graduated in 1958 from San Pedro High School in San Pedro, California. He attended Harbor Junior College before serving in the U.S. Army. He married Cheryl Moretti on September 17, 1961, and the family moved to Broken Arrow, Oklahoma, in 1977 to attend RBTC. Mel graduated from Rhema in 1979 and served as an instructor from 1982 until 1988. Teaching at Rhema was one of his greatest joys, and according to Cheryl he especially loved preaching in the churches of his former students. During over 35 years of ministry, he served as an instructor, itinerant minister, and pastor, ministering to thousands across the U.S., Canada, Mexico, the Philippines, and Greece. Mel pastored Family Life Church in Brandon, Mississippi, and most recently, Faith Family Church in Ajax, Ontario, Canada. He was an author and poet and is well known for his unique recording *Scripture Sounds*.

www.MelPiperMinistries.com

Homegoings

'76.....	Alnita Cypert	December 9, 2011
'77.....	Mary Birt*	January 10, 2012
'77.....	Virginia Moffatt.....	January 30, 2012
'78.....	Galen Dunn	October 7, 2011
'78.....	Charlie Owen	November 2011
'78, '79.....	Mel Piper*	December 30, 2011
'80.....	Juan Juarez*	October 17, 2011
'80, '81.....	Anthony Lupardo*	October 9, 2011
'82.....	Cheryl Wentzel.....	October 29, 2011
'83, '84.....	Ruby Bailey.....	2010
'83, '84.....	Bill Bailey	December 11, 2011
'83, '84.....	Joy Fullerton.....	October 13, 2011
'83, '84.....	Gene Hollis*.....	October 10, 2011
'84.....	Willis Simmons.....	May 10, 2011
'85, '86.....	Agnes (Taylor) Breton ..	March 9, 2012
'87, '88.....	Marcia Riddle.....	October 27, 2011
'89, '90.....	Mary Kay Adams.....	February 17, 2012
'90, '92.....	Edna Crowley.....	July 25, 2008
'91, '92.....	Rick Gordy	April 5, 2011
'97, '98.....	David Lloyd Benner	December 9, 2011
'00, '01.....	James Barber*	January 15, 2012
'00, '01.....	Gilment Madore.....	November 29, 2011
'02, '04.....	Sandi Davis.....	May 28, 2011

*member or former member of Rhema Ministerial Association International (RMAI)

WE'RE HERE TO SERVE YOU!

Take advantage of our online resources today at www.rhema.org/alumni or call the alumni office at (918) 258-1588, ext. 2256.



Kenneth Hagin Ministries

Rhema Alumni Association

P.O. Box 50126

Tulsa, OK 74150-0126

CHANGE SERVICE REQUESTED

Non-Profit Org.
U.S. POSTAGE
PAID
Tulsa, Oklahoma
Permit No. 967

Stay connected!

2012 LIVING FAITH crusades

With Kenneth and Lynette Hagin
www.rhema.org/crusades

JUN 24-27 Victory Worship Center and World Outreach
200 Hammond Lane | **Staunton, VA** 24401
Pastor Ray & Liz Eppard | (540) 886-6249
Sun. 7:00 p.m. | Mon.-Wed. 10:30 a.m. & 7:00 p.m.

AUG 19-22 New Creation Fellowship
30190 County Road 10 | **Granger, IN** 46530
Pastors Dave & Jeanee Klahr | (574) 264-0469
Sun. 7:00 p.m. | Mon.-Wed. 10:30 a.m. & 7:00 p.m.

AUG 28-30 **Special Believers Meeting**
Valley Family Church
2500 Vincent Ave. | **Kalamazoo, MI** 49024
Pastor Jeff & Beth Jones | (269) 324-5599
Tues.-Thurs. 10:00 a.m. & 7:00 p.m.

SEPT 9-12 Faith Christian Center
95 Sagamore Road | **Seekonk, MA** 02771
Pastor John & Anita Pfeffer | (508) 336-4110
Sun. 7:00 p.m. | Mon.-Wed. 10:30 a.m. & 7:30 p.m.

OCT 14-17 New Life Church
1101 Cedar Crest Drive | **Huntington, WV** 25705
Pastor Darrell & Bonnie Huffman | (304) 733-4423
Sun. 7:00 p.m. | Mon.-Wed. 10:30 a.m. & 7:00 p.m.

2012-2013 EVENTS

On the Rhema campus in Broken Arrow, Oklahoma
www.rhema.org/events | **1-866-312-0972**



Campmeeting

July 22-28, 2012
www.rhema.org/cm



Kindle the Flame Women's Conference

September 27-29, 2012
www.rhema.org/ktf



A Call to Arms Men's Conference

November 1-3, 2012
www.rhema.org/cta



Rhema College Weekend

November 9-11, 2012
www.rhema.org/rcw



Winter Bible Seminar

February 17-22, 2013
www.rhema.org/wbs

